



Digital Europe

Chips JU
DIGITAL CSA

(DIGITAL-Chips-2024-CSA-CDP-1)

Call for Proposals for Design Platform –
Call for Proposals for Coordination of the Design Platform
under the Digital Europe Programme

Application form (DEP)

Project proposal – Technical description (Part B)

Version 1.0
31/07/2024

Version	Date	Change	Page
V 1.0 ED 2024.204	31/07/2024	Initial version	

IMPORTANT NOTICE

What is the Application Form?

The Application Form is the template for EU grants applications; it must be submitted via the EU Funding & Tenders Portal before the call deadline.

The Form consists of 2 parts:

- i Part A contains structured administrative information
- i Part B is a narrative technical description of the project.

Part A is generated by the IT system. It is based on the information that you enter into the Portal Submission System screens.

Part B needs to be uploaded as PDF (+ annexes) in the Submission System. The templates to use are available there.


How to prepare and submit it?


The Application Form must be prepared by the consortium and submitted by a representative. Once submitted, you will receive a confirmation.

Character and page limits:

- page limit normally **70** pages (unless otherwise provided in the Call document)
- supporting documents can be provided as an annex and do not count towards the page limit
- minimum font size — Arial **9** points
- page size: A4
- margins (top, bottom, left and right): at least 15 mm (not including headers & footers).

Please abide by the formatting rules. They are NOT a target! Keep your text as concise as possible. Do not use hyperlinks to show information that is an essential part of your application.

 If you attempt to upload an application that exceeds the specified limit, you will receive an automatic warning asking you to shorten and re-upload your application. For applications that are not shortened, the excess pages will be made invisible and thus disregarded by the evaluators.

 **Please do NOT delete any instructions in the document. The overall page limit has been raised to ensure equal treatment of all applicants.**

 **This document is tagged. Be careful not to delete the tags; they are needed for the processing.**

TECHNICAL DESCRIPTION (PART B)

COVER PAGE

Part B of the Application Form must be downloaded from the Portal Submission System, completed and then assembled and re-uploaded as PDF in the system. Page 1 with the grey IMPORTANT NOTICE box should be deleted before uploading.

Note: Please read carefully the conditions set out in the Call document (for open calls: published on the Portal). Pay particular attention to the award criteria; they explain how the application will be evaluated.

PROJECT	
Project name:	[project title]
Project acronym:	[acronym]
Coordinator contact:	[name NAME], [organisation name]

TABLE OF CONTENTS

ADMINISTRATIVE FORMS (PART A).....	3
TECHNICAL DESCRIPTION (PART B)	4
COVER PAGE	4
PROJECT SUMMARY	5
1. RELEVANCE	5
1.1 Objectives and activities.....	5
1.2 Contribution to long-term policy objectives, policies and strategies — Synergies	5
1.3 Digital technology supply chain	5
1.4 Financial obstacles	5
2. IMPLEMENTATION	6
2.1 Maturity	6
2.2 Implementation plan and efficient use of resources	6
2.3 Capacity to carry out the proposed work	7
3. IMPACT	8
3.1 Expected outcomes and deliverables — Dissemination and communication	8
3.2 Competitiveness and benefits for society	8
3.3 Environmental sustainability and contribution to European Green Deal goals	9
4. WORK PLAN, WORK PACKAGES, ACTIVITIES, RESOURCES AND TIMING	10
4.1 Work plan	10
4.2 Work packages, activities, resources and timing	10
Work Package 1	11
Work Package	14
Staff effort (n/a for Lump Sum Grants).....	14
Subcontracting (n/a for prefixed Lump Sum Grants)	15
Purchases and equipment.....	16
Other cost categories	18
Timetable	19
5. OTHER	21
5.1 Ethics.....	21
5.2 Security.....	21
6. DECLARATIONS.....	21
ANNEXES.....	22

##APP-FORM-DEP@#
##PRJ-SUM-PS@# [This document is tagged. Do not delete the tags; they are needed for the processing.]

PROJECT SUMMARY

Project summary
See Abstract (Application Form Part A).

##PRJ-SUM-PS\$# ##REL-EVA-RE@# ##PRJ-OBJ-PO@#

1. RELEVANCE

1.1 Objectives and activities

Objectives and activities
<i>Describe how the project is aligned with the objectives and activities as described in the Call document.</i> <i>How does the project address the general objectives and themes and priorities of the call? What is the project's contribution to the overall Digital Europe Programme objectives?</i>
Insert text


##COM-PLE-CP@#

1.2 Contribution to long-term policy objectives, policies and strategies — Synergies

Contribution to long-term policy objectives, policies and strategies — Synergies
<i>Describe how the project contributes to long-term policy objectives of the call's domain/area and to the relevant policies and strategies, and how it is based on a sound needs analysis in line with the activities at European and national level.</i> <i>What challenge does the project aim to address?</i> <i>The objectives should be specific, measurable, achievable, relevant and time-bound within the duration of the project.</i>
Insert text

##COM-PLE-CP\$#

1.3 Digital technology supply chain

Digital technology supply chain
<i>Explain to what extent the project would reinforce and secure the digital technology supply chain in the EU.</i>  <i>This criterion might not be applicable to all topics — for details refer to the Call document.</i>
Insert text

1.4 Financial obstacles

Financial obstacles
<i>Describe to what extent the project can overcome financial obstacles such as the lack of market finance.</i>

 This criterion might not be applicable to all topics — for details refer to the Call document.

Insert text

#\$PRJ-OBJ-PO\$# #\$REL-EVA-RE\$# #@QUA-LIT-QL@# #@MAT-URI-MU@#

2. IMPLEMENTATION

2.1 Maturity

Maturity

Explain the maturity of the project, i.e. the state of preparation and the readiness to start the implementation of the proposed activities.

Insert text

#\$MAT-URI-MU\$# #@CON-MET-CM@# #@PRJ-MGT-PM@# #@FIN-MGT-FM@# #@RSK-MGT-RM@#

2.2 Implementation plan and efficient use of resources

Implementation plan

Show that the implementation work plan is sound by explaining the rationale behind the proposed work packages and how they contribute to achieve the objectives of the project.

Explain the coherence between the objectives, activities, planned resources and project management processes.

Show how the project integrates, builds on and follows up on any pre-existing work or EU funded projects. Provide details (including architecture and deliverables) about pre-existing technical solutions.

Insert text

Project management, quality assurance and monitoring and evaluation strategy

Describe the measures planned to ensure that the project implementation is of high quality and completed in time.

Describe the methods to ensure good quality of monitoring, planning and control activities.


Describe the evaluation methods and indicators (quantitative and qualitative) to monitor and verify the outreach and coverage of the activities and results. The indicators proposed to measure progress should be specific, measurable, achievable, relevant and time-bound.

Insert text

Cost effectiveness and financial management *(n/a for prefixed Lump Sum Grants)*

Describe the measures adopted to ensure that the proposed results and objectives will be achieved in the most cost-effective way.

Indicate the arrangements adopted for the financial management of the project and, in particular, how the financial resources will be allocated and managed within the consortium.

 Do NOT compare and justify the costs of each work package, but summarize briefly why your budget is cost effective.

Insert text

Critical risks and risk management strategy

Describe critical risks, uncertainties or difficulties related to the implementation of your project, and your measures/strategy for addressing them.

Indicate for each risk (in the description) the impact and the likelihood that the risk will materialise (high, medium, low), even after taking into account the mitigating measures.

Note: Uncertainties and unexpected events occur in all organisations, even if very well-run. The risk analysis will help you to predict issues that could delay or hinder project activities. A good risk management strategy is essential for good project management.

Risk No	Description	Work package No	Proposed risk-mitigation measures

#§CON-MET-CM\$# #§PRJ-MGT-PM\$# #§FIN-MGT-FM\$# #§RSK-MGT-RM\$# #@CON-SOR-CS@#

2.3 Capacity to carry out the proposed work

Consortium cooperation and division of roles (if applicable)

Describe the participants (Beneficiaries, Affiliated Entities and Associated Partners, if any) and explain how they will work together to implement the project. How will they bring together the necessary expertise? How will they complement each other?

In what way does each of the participants contribute to the project? Show that each has a valid role and adequate resources to fulfil that role.

Note: When building your consortium you should think of organisations that can help you reach objectives and solve problems.

Insert text

Project teams and staff

Describe the project teams and how they will work together to implement the project.

List the staff included in the project budget (budget category A) by function/profile (e.g. project manager, senior expert/advisor/researcher, junior expert/advisor/researcher, trainers/teachers, technical personnel, administrative personnel etc. — use the same profiles as in the detailed budget table, if any (n/a for prefixed Lump Sum Grants)) and describe briefly their tasks.

Name and function	Organisation	Role/tasks/professional profile and expertise


Outside resources (subcontracting, seconded staff, etc) <i>If you do not have all skills/resources in-house, describe how you intend to get them (contributions of members, partner organisations, subcontracting, etc.) and for which role/tasks/professional profile/expertise If there is subcontracting, please also complete the table in section 4.</i>
Insert text
Consortium management and decision-making (if applicable) <i>Explain the management structures and decision-making mechanisms within the consortium. Describe how decisions will be taken and how regular and effective communication will be ensured. Describe methods to ensure planning and control. Note: The concept (including organisational structure and decision-making mechanisms) must be adapted to the complexity and scale of the project.</i>
Insert text

#§CON-SOR-CS\$# #§QUA-LIT-QL\$# #@IMP-ACT-IA@# #@COM-DIS-VIS-CDV@#

3. IMPACT

3.1 Expected outcomes and deliverables — Dissemination and communication

Expected outcomes and deliverables <i>Define and explain the extent to which the project will achieve the expected impacts listed in Call document.</i>
Insert text

Dissemination and communication of the project and its results <i>If relevant, describe the communication and dissemination activities, activities (target groups, main messages, tools, and channels) which are planned in order to promote the activities/results and maximise the impact. The aim is to inform and reach out to society and show the activities performed, and the use and the benefits the project will have for citizens Clarify how you will reach the target groups, relevant stakeholders, policymakers and the general public and explain the choice of the dissemination channels. Describe how the visibility of EU funding will be ensured.  In case your proposal is selected for funding, you will have to provide a more detailed plan for these activities (dissemination and communication plan), within 6 months after grant signature. This plan will have to be periodically updated; in line with the project progress.</i>
Insert text

#§COM-DIS-VIS-CDV\$#

3.2 Competitiveness and benefits for society

Competitiveness and benefits for the society <i>Describe the extent to which the project will strengthen competitiveness and bring important benefits for society</i>

Insert text

3.3 Environmental sustainability and contribution to European Green Deal goals

Environmental sustainability and contribution to European Green Deal goals
Describe the extent to which the project will contribute to environmental sustainability and in particular to European Green Deal goals
 *This might not be applicable to all topics — for details refer to the Call document.*

Insert text

#§IMP-ACT-IA§#

#@WRK-PLA-WP@#

4. WORK PLAN, WORK PACKAGES, ACTIVITIES, RESOURCES AND TIMING

4.1 Work plan

Work plan

Provide a brief description of the overall structure of the work plan (list of work packages or graphical presentation (Pert chart or similar)).

Insert text

4.2 Work packages, activities, resources and timing

WORK PACKAGES

Work packages

This section concerns a detailed description of the project activities.

Group your activities into work packages. **A work package means a major sub-division of the project.** For each work package, enter an objective (expected outcome) and list the activities, milestones and deliverables that belong to it. The grouping should be logical and guided by identifiable outputs.

Projects should normally have a minimum of 2 work packages. WP1 should cover the management and coordination activities (meetings, coordination, project monitoring and evaluation, financial management, progress reports, etc) and all the activities which are cross-cutting and therefore difficult to assign to another specific work package (do not try splitting these activities across different work packages). WP2 and further WPs should be used for the other project activities. You can create as many work packages as needed by copying WP1.

For very simple projects, it is possible to use a single work package for the entire project (WP1 with the project acronym as WP name).

Work packages covering financial support to third parties (⚠ only allowed if authorised in the Call document) must describe the conditions for implementing the support (for grants: max amounts per third party; criteria for calculating the exact amounts, types of activity that qualify (closed list), persons/categories of persons to be supported and criteria and procedures for giving support; for prizes: eligibility and award criteria, amount of the prize and payment arrangements).

⚠ Enter each activity/milestone/output/outcome/deliverable only once (under one work package).

⚠ Ensure consistency with the detailed budget table/calculator (if applicable). (n/a for prefixed Lump Sum Grants)

Objectives

List the specific objectives to which the work package aims to achieve.

Activities and division of work (WP description)

Provide a concise overview of the work (planned tasks). Be specific and give a short name and number for each task.

Show who is participating in each task: Coordinator (COO), Beneficiaries (BEN), Affiliated Entities (AE), Associated Partners (AP), indicating **in bold** the task leader.

Add information on other participants' involvement in the project e.g. subcontractors, in-kind contributions.

Note:

In-kind contributions: In-kind contributions for free are cost-neutral, i.e. cannot be declared as cost. Please indicate the in-kind contributions that are provided in the context of the work package.

The Coordinator remains fully responsible for the coordination tasks, even if they are delegated to someone else. Coordinator tasks cannot be subcontracted.

If there is subcontracting, please also complete the table below.

Milestones and deliverables (outputs/outcomes)

Milestones are control points in the project that help to chart progress (e.g. completion of a key deliverable allowing the next phase of the work to begin). Use them only for major outputs in complex projects, otherwise leave the section empty. Please limit the number of milestones by work package.

Means of verification are how you intend to prove that a milestone has been reached. If appropriate, you can also refer to indicators.

Deliverables are project outputs which are submitted to show project progress (any format). Refer only to major outputs. Do not include minor sub-items, internal working papers, meeting minutes, etc. Limit the number of deliverables to max 10-15 for the entire project. You may be asked to further reduce the number during grant preparation.

For deliverables such as meetings, events, seminars, trainings, workshops, webinars, conferences, etc., enter each deliverable separately and provide the following in the 'Description' field: invitation, agenda, signed presence list, target group, number of estimated participants, duration of the event, report of the event, training material package, presentations, evaluation report, feedback questionnaire.

For deliverables such as manuals, toolkits, guides, reports, leaflets, brochures, training materials etc., add in the 'Description' field: format (electronic or printed), language(s), approximate number of pages and estimated number of copies of publications (if any).

For each deliverable you will have to indicate a due month by when you commit to upload it in the Portal. The due month of the deliverable cannot be outside the duration of the work package and must be in line with the timeline provided below. Month 1 marks the start of the project and all deadlines should be related to this starting date.

The labels used mean:

Public — fully open (🚩 automatically posted online on the Project Results platforms)

Sensitive — limited under the conditions of the Grant Agreement

EU classified — RESTREINT-UE/EU-RESTRICTED, CONFIDENTIEL-UE/EU-CONFIDENTIAL, SECRET-UE/EU-SECRET under Decision [2015/444](#). For items classified under other rules (e.g. national or international organisation), please select the equivalent EU classification level.

Work Package 1

Work Package 1: [Name, e.g. Project management and coordination]							
Duration:		MX - MX		Lead Beneficiary:		1-Short name	
Objectives							
▪							
Activities and division of work (WP description)							
Task No (continuous numbering linked to WP)	Task Name	Description	Participants		In-kind Contributions and Subcontracting (Yes/No and which)		
			Name	Role (COO, BEN, AE, AP, OTHER)			
T1.1							
T1.2							
Milestones and deliverables (outputs/outcomes)							
Milestone No (continuous numbering not linked to WP)	Milestone Name	Work Package No	Lead Beneficiary	Description	Due Date (month number)	Means of Verification	
MS1		1					
MS2		1					
Deliverable No (continuous numbering)	Deliverable Name	Work Package No	Lead Beneficiary	Type	Dissemination Level	Due Date (month number)	Description (including format and

CHIPS ED 2024.204 Annex 2

linked to WP)							language)
D1.1		1		[R — Document, report] [DEM — Demonstrator, pilot, prototype] [DEC — Websites, patent filings, videos, etc] [DATA — data sets, microdata, etc] [DMP — Data Management Plan] [ETHICS] [SECURITY] [OTHER]	[PU — Public] [SEN — Sensitive] [R-UE/EU-R — EU Classified] [C-UE/EU-C — EU Classified] [S-UE/EU-S — EU Classified]		
D1.2		1		[R — Document, report] [DEM — Demonstrator, pilot, prototype] [DEC — Websites, patent filings, videos, etc] [DATA — data sets, microdata, etc] [DMP — Data Management Plan] [ETHICS] [SECURITY] [OTHER]	[PU — Public] [SEN — Sensitive] [R-UE/EU-R — EU Classified] [C-UE/EU-C — EU Classified] [S-UE/EU-S — EU Classified]		

Estimated budget — Resources										
Participant	Costs (n/a for Lump Sum Grants)									
	A. Personnel	B.	C.1 Travel	C.2	C.3 Other	D.1 Financial	D.2	D.3 PAC	E. Indirect	Total

CHIPS ED 2024.204 Annex 2

			Subcontracting	and subsistence	Equipment	goods, works and services	support to third parties		Internally invoiced goods and services	procurement costs (for PAC Grants for Procurement)	costs	costs
[name]	X person months	X EUR	X EUR	X EUR	X EUR	X EUR	X grants	X EUR	X EUR	X EUR	X EUR	X EUR
[name]	X person months	X EUR	X EUR	X EUR	X EUR	X EUR	X prizes	X EUR	X EUR	X EUR	X EUR	X EUR
Total	X person months	X EUR	X EUR	X EUR	X EUR	X EUR	X grants X prizes	X EUR	X EUR	X EUR	X EUR	X EUR
For Lump Sum Grants, see detailed budget table/calculator (annex 1 to Part B; see Portal Reference Documents).												

Work Package ...

To insert work packages, copy WP1 as many times as necessary.

Staff effort (n/a for Lump Sum Grants)

Staff effort per work package						
Fill in the summary on work package information and effort per work package.						
Work Package No	Work Package Title	Lead Participant No	Lead Participant Short Name	Start Month	End Month	Person-Months

CHIPS ED 2024.204 Annex 2

1						
2						
3						
4						
					Total Person-Months	

Staff effort per participant

Fill in the effort per work package and Beneficiary/Affiliated Entity.

Please indicate the number of person/months over the whole duration of the planned work.

Identify the work-package leader for each work package by showing the relevant person/month figure in **bold**.

Participant	WP 1	WP 2	WP ...	Total Person-Months
[name]				
[name]				
Total Person-Months				

Subcontracting (n/a for prefixed Lump Sum Grants)

Subcontracting

Give details on subcontracted project tasks (if any) and explain the reasons why (as opposed to direct implementation by the Beneficiaries/Affiliated Entities).

Subcontracting — Subcontracting means the implementation of 'action tasks', i.e. specific tasks which are part of the EU grant and are described in Annex 1 of the Grant Agreement.

Note: Subcontracting concerns the outsourcing of a part of the project to a party outside the consortium. It is not simply about purchasing goods or services. We normally expect that the participants have sufficient operational capacity to implement the project activities themselves. Subcontracting should therefore be exceptional.

CHIPS ED 2024.204 Annex 2

Include only subcontracts that comply with the rules (i.e. best value for money and no conflict of interest; no subcontracting of coordinator tasks).						
Work Package No	Subcontract No (continuous numbering linked to WP)	Subcontract Name (subcontracted action tasks)	Description (including task number and BEN/AE to which it is linked)	Estimated Costs (EUR)	Justification (Why is subcontracting necessary?)	Best-Value-for-Money (How do you intend to ensure it?)
	S1.1					
	S1.2					
Other issues: <i>If subcontracting for the entire project goes beyond 30% of the total eligible costs, give specific reasons.</i>			Insert text			

Purchases and equipment

Purchase costs (travel and subsistence, equipment and other goods works and services)				
Details for major cost items (needed if costs declared under 'purchase costs' are higher than 15% of the claimed personnel costs). Start with the most expensive cost items, down to the 15% threshold.				
Participant 1:	[name]			
Cost item name	Category	WP(s)	Explanations	Costs (EUR)
[insert name]	/Travel and Subsistence/ /Equipment/ /Other goods and services/	[insert WP numbers]	[insert comment]	[insert amount]

CHIPS ED 2024.204 Annex 2

Total				[insert amount]
Participant 2:	[name]			
Cost item name	Category	WP(s)	Explanations	Costs (EUR)
[insert name]	[Travel and Subsistence] [Equipment] [Other goods and services]	[insert WP numbers]	[insert comment]	[insert amount]
Total				[insert amount]
Participant ...:	[name]			
Cost item name	Category	WP(s)	Explanations	Costs (EUR)
[insert name]	[Travel and Subsistence] [Equipment] [Other goods and services]	[insert WP numbers]	[insert comment]	[insert amount]

CHIPS ED 2024.204 Annex 2

Total	[insert amount]
Total purchase costs > 15% (all participants)	[insert amount]
Remaining purchase costs < 15% (all participants)	[insert amount]
Total purchase costs (all participants)	[insert amount]

Equipment with full-cost option

For calls where full-capitalised costs are exceptionally eligible for listed equipment (see Call document), indicate below the equipment items for which you request the full-cost option, and justify your request. Ensure consistency with the budget details provided in the previous table.

Equipment Name	Description (including WP, task number and BEN/AE to which it is linked)	Estimated Costs (EUR)	Justification (why is reimbursement at full-cost needed?)	Best-Value-for-Money (how do you intend to ensure it?)

Other cost categories

Other cost categories (financial support to third parties, internally invoiced goods and services, etc)

Complete the table below for each participant that would like to declare costs under other costs categories (e.g. financial support and internally invoiced goods and services), irrespective of the percentage of personnel costs.

Participant 1:	[name]	
Cost category	Explanations	Costs (EUR)

CHIPS ED 2024.204 Annex 2

Financial support to third parties	<input type="text" value="insert comment"/>	<input type="text" value="insert amount"/>
Internally invoiced goods and services		
...		
Participant 2:	<input type="text" value="name"/>	
Cost category	Explanations	Costs (EUR)
Financial support to third parties	<input type="text" value="insert comment"/>	<input type="text" value="insert amount"/>
Internally invoiced goods and services		
...		
Participant ...:	<input type="text" value="name"/>	
Cost category	Explanations	Costs (EUR)
Financial support to third parties	<input type="text" value="insert comment"/>	<input type="text" value="insert amount"/>
Internally invoiced goods and services		
...		

Timetable

Timetable (projects up to 2 years)																								
Fill in cells in beige to show the duration of activities. Repeat lines/columns as necessary.																								
Note: Use the project month numbers instead of calendar months. Month 1 marks always the start of the project. In the timeline you should indicate the timing of each activity per WP.																								
ACTIVITY	MONTHS																							
	M 1	M 2	M 3	M 4	M 5	M 6	M 7	M 8	M 9	M 10	M 11	M 12	M 13	M 14	M 15	M 16	M 17	M 18	M 19	M 20	M 21	M 22	M 23	M 24
Task 1.1 - ...																								
Task 1.2 - ...																								
Task ...																								

Timetable (projects of more than 2 years)																									
Fill in cells in beige to show the duration of activities. Repeat lines/columns as necessary.																									
Note: Use actual calendar years and quarters. In the timeline you should indicate the timing of each activity per WP. You may add additional columns if your project is longer than 6 years.																									
ACTIVITY	YEAR 1				YEAR 2				YEAR 3				YEAR 4				YEAR 5				YEAR 6				
	Q 1	Q 2	Q 3	Q 4	Q 1	Q 2	Q 3	Q 4	Q 1	Q 2	Q 3	Q 4	Q 1	Q 2	Q 3	Q 4	Q 1	Q 2	Q 3	Q 4	Q 1	Q 2	Q 3	Q 4	
Task 1.1 - ...																									
Task 1.2 - ...																									
Task ...																									

#\$WRK-PLA-WP\$#

#@ETH-ICS-EI@#

5. OTHER

5.1 Ethics

Ethics <i>If the Call document contains a section on ethics, the ethics issues and measures you intend to take to solve/avoid them must be described in Part A.</i>
See Application Form Part A.

#§ETH-ICS-EI\$# #@SEC-URI-SU@#

5.2 Security

Security <i>The security issues and the measures you intend to take to solve/avoid them must be described in Part A.</i> Note: Beneficiaries must ensure that their projects are not subject to national/third country security requirements that could affect the implementation or put into question the award of the grant (e.g. technology restrictions, national security classification, etc).
See Application Form Part A.

#§SEC-URI-SU\$# #@DEC-LAR-DL@#

6. DECLARATIONS

Double funding	
Information concerning other EU grants  Please note that there is a strict prohibition of double funding from the EU budget (except under EU Synergies actions).	YES/NO
We confirm that to our best knowledge none of the projects under the action plan as a whole or in parts have benefitted from any other EU grant (including EU funding managed by authorities in EU Member States or other funding bodies, e.g. EU Regional Funds, EU Agricultural Funds, etc). If NO, explain and provide details.	
We confirm that to our best knowledge none of the projects under the action plan as a whole or in parts are (nor will be) submitted for any other EU grant (including EU funding managed by authorities in EU Member States or other funding bodies, e.g. EU Regional Funds, EU Agricultural Funds, etc). If NO, explain and provide details.	

Financial support to third parties (if applicable) <i>If in your project the maximum amount per third party will be more than the threshold amount set in the Call document, justify and explain why the higher amount is necessary in order to fulfil your project's objectives.</i>
Insert text

#§DEC-LAR-DL\$#

ANNEXES

LIST OF ANNEXES

Standard

Detailed budget table/Calculator (annex 1 to Part B) — *mandatory for certain Lump Sum Grants* (see [Portal Reference Documents](#))

CVs (annex 2 to Part B) — *not applicable*

Annual activity reports (annex 3 to Part B) — *not applicable*

List of previous projects (annex 4 to Part B) — *mandatory, if required in the Call document*

Special

Other annexes (annex 5 to Part B) — *mandatory, if required in the Call document*

LIST OF PREVIOUS PROJECTS

List of previous projects					
Please provide a list of your previous projects for the last 4 years.					
Participant	Project Reference No and Title, Funding programme	Period (start and end date)	Role (COO, BEN, AE, OTHER)	Amount (EUR)	Website (if any)
[name]					
[name]					